

# TECHNICAL DATA SHEET

# Challenger<sup>®</sup>

## CHALLENGER<sup>®</sup> BASECOAT

### DESCRIPTION

Challenger Basecoat is part of the Challenger repair system. The balanced tints of the Challenger Basecoat are easy to apply. They provide coverage at low film thickness and deliver very good colour performance and accurate colour matching. Available in solid, aluminium, pearl and xirallic tints, Challenger Basecoat is suitable for cars, trucks and buses. For superior film properties, the use of CL650 is recommended.



### FEATURES

- Easy to apply
- Accurate colour matching
- Suitable for spot, panel and overall repairs

### PRODUCT LIST

- Challenger Low Strength Tints
- Challenger<sup>®</sup> Basecoat
- CL310 Tri-Coat Additive
- CL650 HS Hardener Medium
- CL705 Reducer Fast
- CL710 Reducer Medium
- CL715 Reducer Slow

# TECHNICAL DATA SHEET

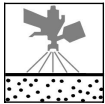


## CHALLENGER® BASECOAT

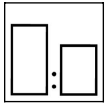
### Product preparation - application STANDARD / 2-STAGE



It is strongly recommended to use appropriate personal protection equipment during application to avoid respiratory, skin and eye irritation.



Old or original paintwork well sanded and cleaned  
 Primer-Filler or Filler, sanded and cleaned.  
 Primer-Filler or Filler, unsanded in a wet-on-wet process.  
 Surfaces must be prepared and cleaned correctly before application  
 Repair areas should be sanded with P500-P600 (by machine) or P800-P1000 (by hand) and cleaned



	Spot & panel repair	Standard	Large surface
<b>CHALLENGER® BASECOAT</b>	1	1	1
<b>CL705</b>	0.5 - 0.8	-	-
<b>CL710</b>	-	0.5 - 0.8	-
<b>CL715</b>	-	-	0.5 - 0.8

\* 0.5 parts reducer for poor hiders.

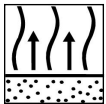


Not applicable



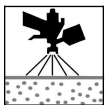
	Spray nozzle	Spray pressure	
<b>Compliant</b>	1.2 - 1.4 mm	1.8 - 2 bar	inlet pressure
<b>HVLP</b>	1.3 - 1.4 mm	0.7 bar	atomisation pressure

see manufacturer's instructions



2 - 3 coats

with intermediate and final flash-off until flat



Clearcoat

VOC compliant

This product mix is not VOC compliant.

# TECHNICAL DATA SHEET

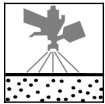


## CHALLENGER® BASECOAT

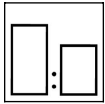
### Product preparation - application STANDARD / 3-STAGE



It is strongly recommended to use appropriate personal protection equipment during application to avoid respiratory, skin and eye irritation.



Old or original paintwork well sanded and cleaned  
 Primer-Filler or Filler, sanded and cleaned.  
 Primer-Filler or Filler, unsanded in a wet-on-wet process.  
 Surfaces must be prepared and cleaned correctly before application  
 Repair areas should be sanded with P500-P600 (by machine) or P800-P1000 (by hand) and cleaned



	Standard
<b>CHALLENGER® BASECOAT</b>	1
<b>CL650</b>	0.1
<b>CL705 / CL710 / CL715</b>	0.5 - 0.8

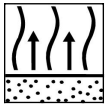


Pot life at 20°C: 8 hr



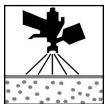
	Spray nozzle	Spray pressure	
<b>Compliant</b>	1.2 - 1.4 mm	1.8 - 2 bar	inlet pressure
<b>HVLP</b>	1.3 - 1.4 mm	0.7 bar	atomisation pressure

see manufacturer's instructions



2 - 3 coats

with intermediate and final flash-off until flat



Clearcoat

VOC compliant

This product mix is not VOC compliant.

# TECHNICAL DATA SHEET

# Challenger<sup>®</sup>

## CHALLENGER<sup>®</sup> BASECOAT

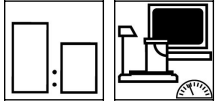
### Products

Challenger Low Strength Tints  
Challenger<sup>®</sup> Basecoat

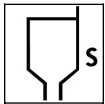
CL310 Tri-Coat Additive  
CL650 HS Hardener Medium

CL705 Reducer Fast  
CL710 Reducer Medium  
CL715 Reducer Slow

### Product mix



Mixing ratios with special agents are available in the productmix table on Colour Channel and in the specific TDS.



DIN 4: 15 - 17 s at 20°C



10 - 20 µm



Clean after use with a suitable solventbased cleaning thinner.

### Remarks

- Material has to be at room temperature (18-25°C) before use.
- Challenger tints have to be thoroughly mixed before weigh-out and the Challenger colour has to be mixed immediately after weigh-out.
- For superior film properties, the addition of 10% CL650 HS Hardener Medium is recommended.
- For Tri-stage colours we advise to activate the Ground coat with 10% CL650 HS Hardener Medium.

# TECHNICAL DATA SHEET



## CHALLENGER® BASECOAT

Consult Safety Data Sheet prior to use. Observe the precautionary notices displayed on the container.

All other products referred to in the refinish build up are from our Challenger product range. System properties will not be valid when the related material is used in combination with any other materials or additives which are not part of our Challenger product range, unless explicitly indicated otherwise.

For professional use only! The information provided in this documentation has been carefully selected and arranged by us. It is based upon our best knowledge on the subject at the date of issuance. The Information is given for information purposes only. We are not liable for its correctness, accuracy and completeness. It is up to the user to check the information with regard to up-to-dateness and suitability for his intended purpose. The intellectual property in this Information, including patents, trademarks and copyrights, is protected. All rights reserved. The relevant Material Safety Data Sheet and Warnings displayed on the product label need to be observed. We may modify and/ or discontinue operation of all or portions of this Information at any time in our sole discretion, without notice and assume no responsibility to update the Information. All rules set forth in this clause shall apply accordingly for any future changes and amendments.